

SW RTF®


EREMA filter systems
for thermoplastics

CHOOSE THE NUMBER ONE.

Melt filtration.

The right system for all requirements.

EREMA melt filters meet the very highest quality standards and stand out through their robustness, high degree of automation and high-performance availability. **The right system with the right size and the right filtration fineness is available for all needs, depending on the field of application and the throughput range.**



Fields of application for EREMA partial area backflush filter systems

Recycling

- Manages peaks in contamination
- Improves homogenisation

Fibre production

- Ultrafine filtration at moderate pressure levels
- Dramatic increase in service life for spin pack units

Blown film and flat film production

- Fully automatic filtration without interrupting production
- Effective filtering of gel-type particles

Pipe production

- Fully automatic filtration without interrupting production
- Reduces costs by allowing higher levels of recycled material to be used

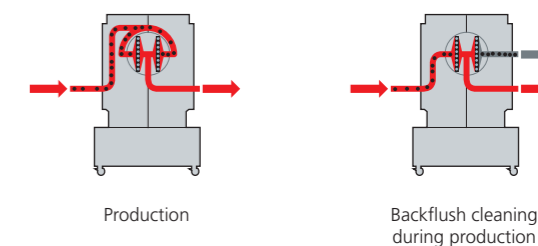
Repellets/Masterbatch

- High grain uniformity even during backflushing
- Improves homogenisation

EREMA SW 2/RTF

Semi-continuous backflush filter with one carrier piston (2 screens) for lightly contaminated polymers.

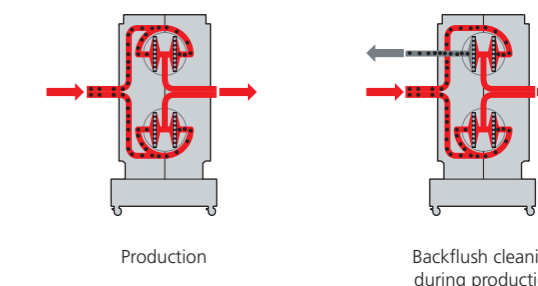
1 carrier piston (2 screens)		
Systems available	Ø screen	Active total screen area
SW 2/104 RTF	104 mm	170 cm ²
SW 2/134 RTF	134 mm	282 cm ²
SW 2/170 RTF	170 mm	454 cm ²
SW 2/250 RTF	250 mm	982 cm ²



EREMA SW 4/RTF

Continuous partial area backflush filter with two carrier pistons (4 screens) for medium contaminated polymers. Low pressure differences when backflushing or changing screens.

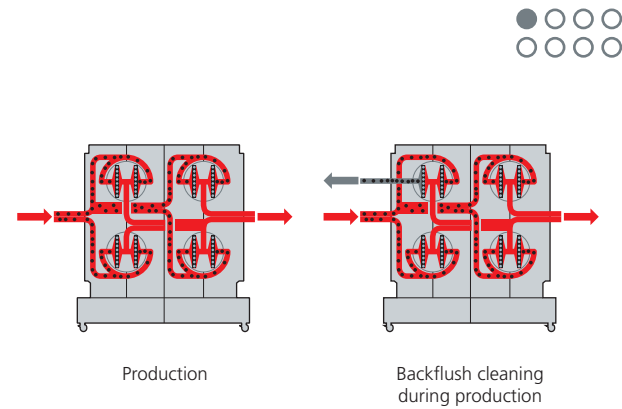
2 carrier pistons (4 screens)		
Systems available	Ø screen	Active total screen area
SW 4/82 RTF	82 mm	211 cm ²
SW 4/104 RTF	104 mm	340 cm ²
SW 4/134 RTF	134 mm	564 cm ²
SW 4/170 RTF	170 mm	907 cm ²
SW 4/215 RTF	215 mm	1452 cm ²
SW 4/250 RTF	250 mm	1963 cm ²



EREMA SW 8/RTF

Continuous partial area backflush filter with four carrier pistons (8 screens) for heavily contaminated polymers. Very low pressure differences when backflushing or changing screens.

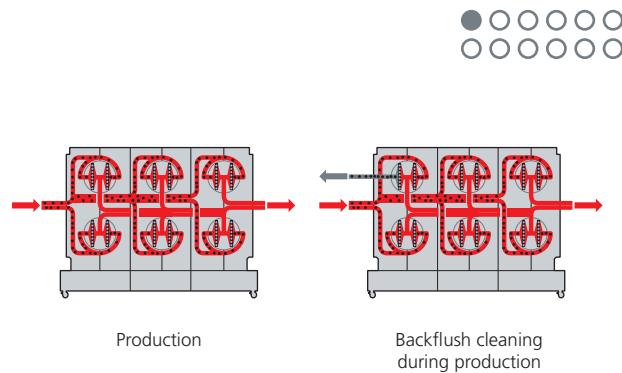
4 carrier pistons (8 screens)		
Systems available	Ø screen	Active total screen area
SW 8/104 RTF	104 mm	680 cm ²
SW 8/134 RTF	134 mm	1128 cm ²
SW 8/170 RTF	170 mm	1814 cm ²
SW 8/215 RTF	215 mm	2904 cm ²
SW 8/250 RTF	250 mm	3926 cm ²



EREMA SW 12/RTF

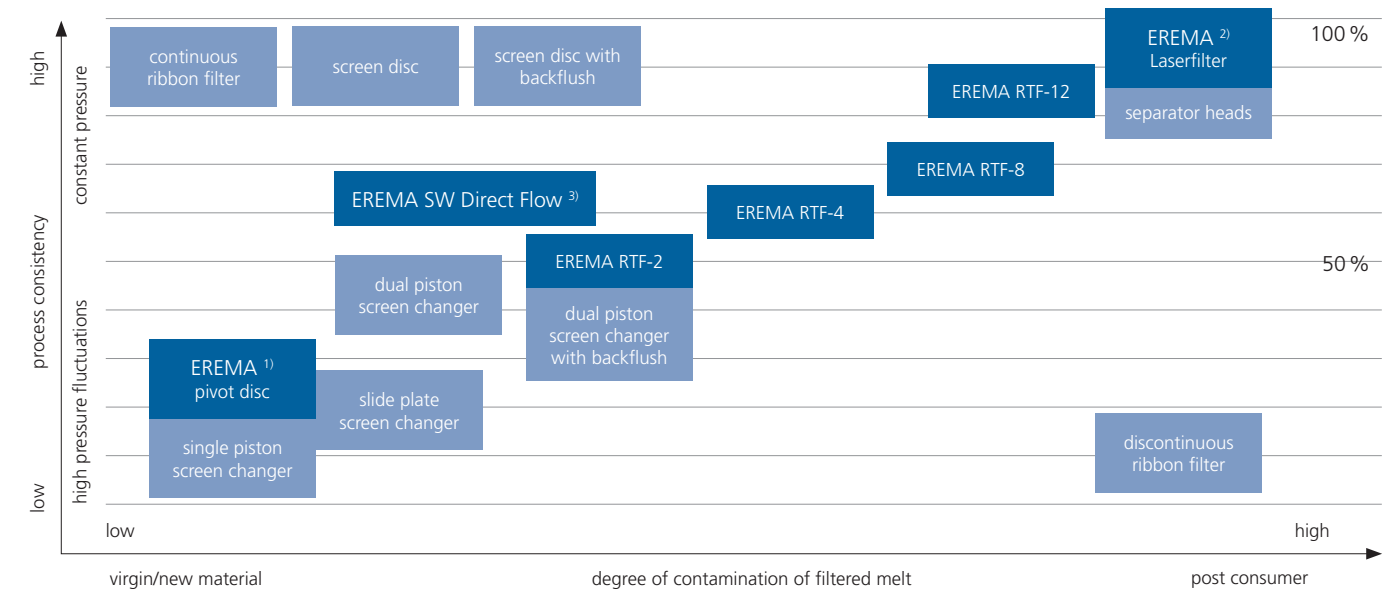
Continuous partial area backflush filter with six carrier pistons (12 screens) for heavily contaminated polymers. Extremely low pressure differences when backflushing or changing screens.

6 carrier pistons (12 screens)		
Systems available	Ø screen	Active total screen area
SW 12/170 RTF	170 mm	2721 cm ²
SW 12/215 RTF	215 mm	4357 cm ²
SW 12/250 RTF	250 mm	5890 cm ²



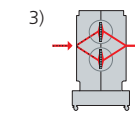
Which filter system for which application?

The diagram shows applications for different conventional filter systems with reference to the two main parameters: process consistency (pressure consistency) and filtration capacity (level of contamination of the melt).



1) The **EREMA pivot disc** is suitable as safety filtration for clean polymer melts. Systems available: CL 104 (85 cm² active screen area), CL 120 (113 cm² active screen area)

2) The **EREMA Laserfilter** is suitable for very high filtering capacity. Ideal for contaminants such as paper, wood, aluminium, copper etc. Please ask for the individual folder!



Technical benefits

- **Large active overall screen surface** enables the processing of both high levels of contamination and surge contaminants in the melt
- **Partial area backflushing with high cleaning efficiency** through backflushing of individual screens
- **Lowest possible pressure fluctuations** during screen change and backflushing
- **Two opposing screens per carrier piston** for balanced pressure distribution

Economic benefits

- **Fully automatic, efficient and reliable backflushing** mechanism for maximum screen service life, long screen change intervals and reduced screening costs
- **Less labour required** thanks to automatic backflush control
- **Low melt loss**
- **High end product quality**

Headquarters & Production Facilities

EREMA Engineering Recycling
Maschinen und Anlagen Ges.m.b.H.
Unterfeldstrasse 3 / 4052 Ansfelden / Austria
Phone: +43 (0)732/31 90-0
erema@erema.at / www.erema.com

**For worldwide subsidiaries and
representatives please visit
www.erema.com**

Subject to technical modifications.
© EREMA Engineering Recycling Maschinen
und Anlagen Ges.m.b.H.



09/22

[https://www.erema.com/en/
download_center/](https://www.erema.com/en/download_center/)

CHOOSE THE NUMBER ONE.

EREMA[®] 
PLASTIC RECYCLING SYSTEMS